

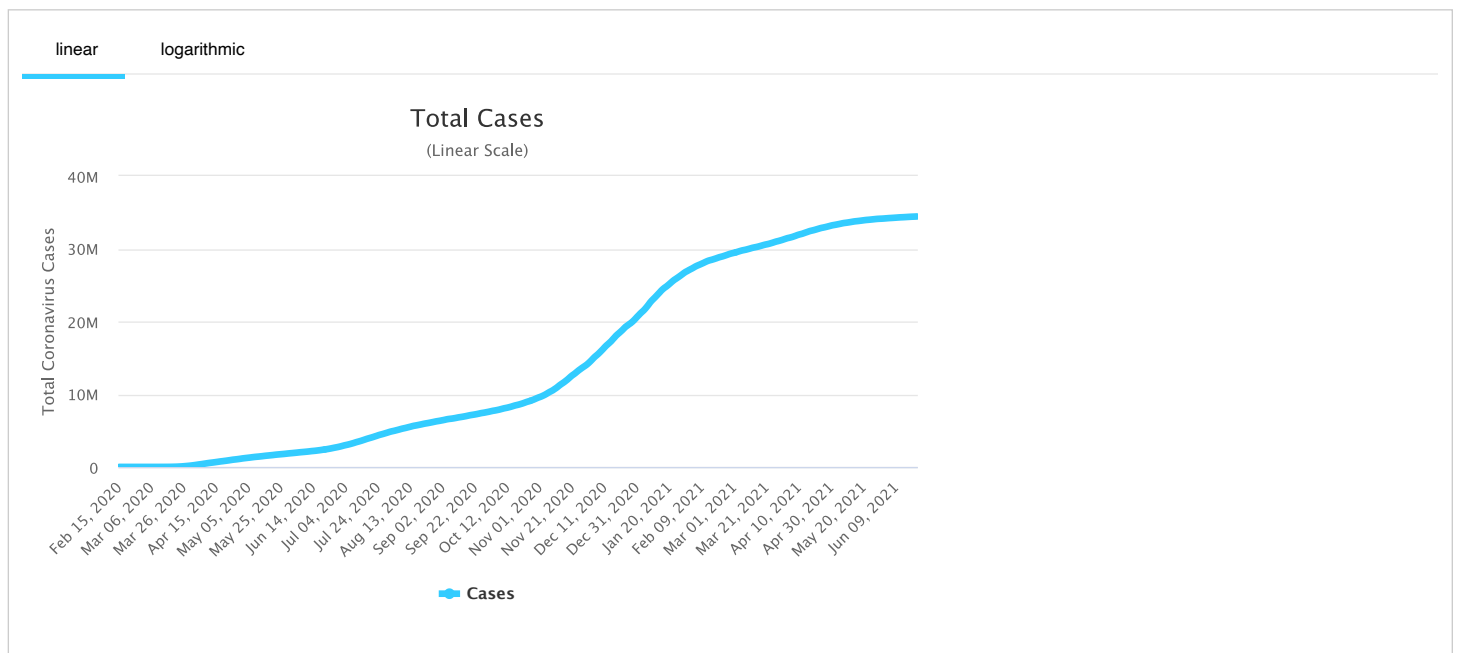
#	USA State	Total Cases	New Cases	Total Deaths	New Deaths	Total Recovered	Active Cases	Tot Cases/ 1M pop	Deaths/ 1M pop	Total Tests
	USA Total	34,434,803		617,875		28,817,134	4,999,794	104,032	1,867	500,7
1	California (/coronavirus/usa/california/)	3,811,328		63,370		2,071,274	1,676,684	96,459	1,604	68,7
2	Texas (/coronavirus/usa/texas/)	2,989,090		52,381		2,883,478	53,231	103,087	1,806	31,4
3	Florida (/coronavirus/usa/florida/)	2,359,926		37,585		2,166,358	155,983	109,878	1,750	30,6
4	New York (/coronavirus/usa/new-york/)	2,168,200		53,956		1,888,511	225,733	111,455	2,774	58,1
5	Illinois (/coronavirus/usa/illinois/)	1,389,634		25,600		1,345,101	18,933	109,663	2,020	25,4
6	Pennsylvania (/coronavirus/usa/pennsylvania/)	1,215,310		27,715		1,174,326	13,269	94,931	2,165	14,4
7	Georgia (/coronavirus/usa/georgia/)	1,131,583		21,329		1,036,637	73,617	106,578	2,009	11,7

#	USA State	Total Cases	New Cases	Total Deaths	New Deaths	Total Recovered	Active Cases	Tot Cases/ 1M pop	Deaths/ 1M pop	Total Tests
8	Ohio (/coronavirus/usa/ohio/)	1,109,374		20,213		1,080,978	8,183	94,907	1,729	13,5
9	New Jersey (/coronavirus/usa/new-jersey/)	1,021,554		26,392		966,938	28,224	115,012	2,971	14,4
10	North Carolina (/coronavirus/usa/north-carolina/)	1,011,100		13,382		992,097	5,621	96,405	1,276	13,6
11	Michigan (/coronavirus/usa/michigan/)	998,641		20,912		860,080	117,649	99,996	2,094	14,7
12	Arizona (/coronavirus/usa/arizona/)	890,533		17,858		859,839	12,836	122,348	2,453	5,0
13	Tennessee (/coronavirus/usa/tennessee/)	866,419		12,534		852,152	1,733	126,870	1,835	8,1
14	Indiana (/coronavirus/usa/indiana/)	751,826		13,811		727,802	10,213	111,676	2,051	10,7
15	Massachusetts (/coronavirus/usa/massachusetts/)	709,476		17,977		689,661	1,838	102,934	2,608	23,6
16	Virginia (/coronavirus/usa/virginia/)	678,909		11,367		57,067	610,475	79,539	1,332	10,1
17	Wisconsin (/coronavirus/usa/wisconsin/)	676,931		8,067		N/A	N/A	116,263	1,386	3,5
18	Missouri (/coronavirus/usa/missouri/)	611,657		9,846		554,676	47,135	99,660	1,604	7,6
19	Minnesota (/coronavirus/usa/minnesota/)	604,687		7,628		596,205	854	107,221	1,353	10,2
20	South Carolina (/coronavirus/usa/south-carolina/)	595,813		9,804		564,480	21,529	115,721	1,904	8,1
21	Colorado (/coronavirus/usa/colorado/)	554,473		6,942		447,226	100,305	96,284	1,205	3,1
22	Alabama (/coronavirus/usa/alabama/)	549,013		11,311		N/A	N/A	111,971	2,307	2,8
23	Louisiana (/coronavirus/usa/louisiana/)	478,464		10,699		N/A	N/A	102,922	2,301	7,6
24	Kentucky (/coronavirus/usa/kentucky/)	463,873		7,194		53,361	403,318	103,829	1,610	6,8
25	Maryland (/coronavirus/usa/maryland/)	461,828		9,715		10,915	441,198	76,390	1,607	10,7
26	Oklahoma (/coronavirus/usa/oklahoma/)	456,148		7,354		447,446	1,348	115,277	1,858	4,0
27	Washington (/coronavirus/usa/washington/)	450,554		5,886		224,948	219,720	59,167	773	7,4

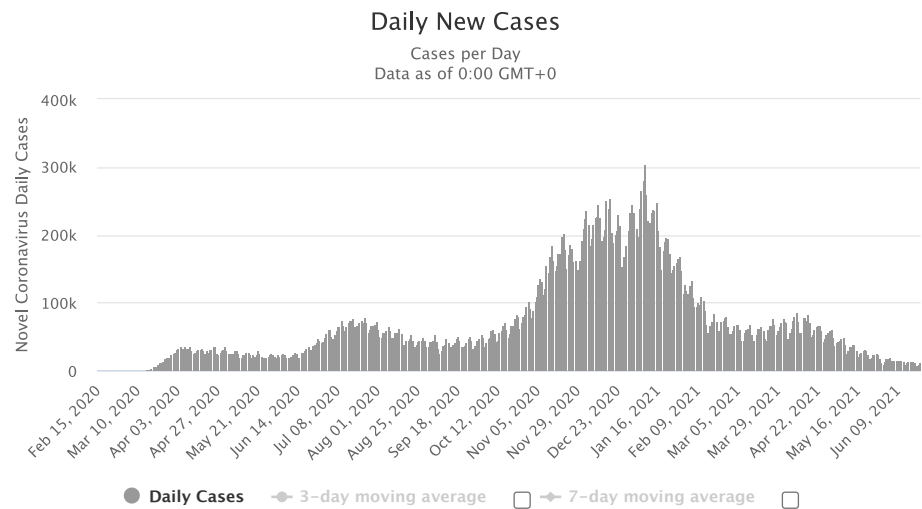
#	USA State	Total Cases	New Cases	Total Deaths	New Deaths	Total Recovered	Active Cases	Tot Cases/ 1M pop	Deaths/ 1M pop	Total Tests
28	Utah (/coronavirus/usa/utah/)	412,019		2,333		403,623	6,063	128,517	728	5,0
29	Iowa (/coronavirus/usa/iowa/)	403,959		6,117		365,289	32,553	128,035	1,939	5,1
30	Connecticut (/coronavirus/usa/connecticut/)	348,802		8,271		337,682	2,849	97,833	2,320	9,4
31	Arkansas (/coronavirus/usa/arkansas/)	346,180		5,884		337,655	2,641	114,713	1,950	3,7
32	Nevada (/coronavirus/usa/nevada/)	329,915		5,653		310,674	13,588	107,110	1,835	3,4
33	Mississippi (/coronavirus/usa/mississippi/)	320,174		7,390		311,070	1,714	107,580	2,483	2,8
34	Kansas (/coronavirus/usa/kansas/)	316,695		5,129		306,967	4,599	108,706	1,761	1,4
35	Nebraska (/coronavirus/usa/nebraska/)	224,103		2,259		N/A	N/A	115,851	1,168	3,0
36	Oregon (/coronavirus/usa/oregon/)	207,105		2,757		188,110	16,238	49,103	654	5,3
37	New Mexico (/coronavirus/usa/new-mexico/)	205,058		4,330		193,694	7,034	97,794	2,065	3,6
38	Idaho (/coronavirus/usa/idaho/)	194,367		2,140		114,150	78,077	108,763	1,197	1,3
39	West Virginia (/coronavirus/usa/west-virginia/)	163,627		2,870		158,674	2,083	91,302	1,601	2,9
40	Rhode Island (/coronavirus/usa/rhode-island/)	152,443		2,726		9,361	140,356	143,901	2,573	4,4
41	South Dakota (/coronavirus/usa/south-dakota/)	124,446		2,027		122,268	151	140,671	2,291	4
42	Montana (/coronavirus/usa/montana/)	113,341		1,655		111,241	445	106,047	1,548	1,4
43	North Dakota (/coronavirus/usa/north-dakota/)	110,598		1,526		108,860	212	145,130	2,002	4
44	Delaware (/coronavirus/usa/delaware/)	109,577		1,691		106,800	1,086	112,529	1,737	7
45	New Hampshire (/coronavirus/usa/new-hampshire/)	99,348		1,368		97,798	182	73,066	1,006	2,4
46	Maine (/coronavirus/usa/maine/)	68,864		854		N/A	N/A	51,230	635	2,7
47	Alaska (/coronavirus/usa/alaska/)	68,112		366		64,439	3,307	93,107	500	2,3

#	USA State	Total Cases	New Cases	Total Deaths	New Deaths	Total Recovered	Active Cases	Tot Cases/ 1M pop	Deaths/ 1M pop	Total Tests
48	Wyoming (/coronavirus/usa/wyoming/)	61,704		734		60,565	405	106,614	1,268	7
49	District Of Columbia (/coronavirus/usa/district-of-columbia/)	49,275		1,141		34,923	13,211	69,819	1,617	1,6
50	Hawaii (/coronavirus/usa/hawaii/)	37,387		513		N/A	N/A	26,406	362	1,7
51	Vermont (/coronavirus/usa/vermont/)	24,371		256		23,931	184	39,057	410	1,7
52	Puerto Rico	272,586		2,543		121,227	148,816	80,481	751	4
53	Guam	8,304		139		8,096	69			1
54	United States Virgin Islands	3,810		30		3,733	47			1
55	Northern Mariana Islands	183		2		N/A	N/A			
56	American Samoa	4				4	0			
57	US Military	301,132		354		291,975	8,803			
58	Veteran Affairs	264,794		12,391		250,934	1,469			4,1
59	Federal Prisons	55,033		244		N/A	N/A			1
60	Navajo Nation	30,972		1,347		29,581	44			2
61	Grand Princess Ship	122		7		115	0			
62	Wuhan Repatriated	3				3	0			
63	Diamond Princess Ship	46				46	0			
	Total:	34,434,803		617,875		28,817,134	4,999,794	104,032	1,867	500,7

Total Coronavirus Cases in the United States

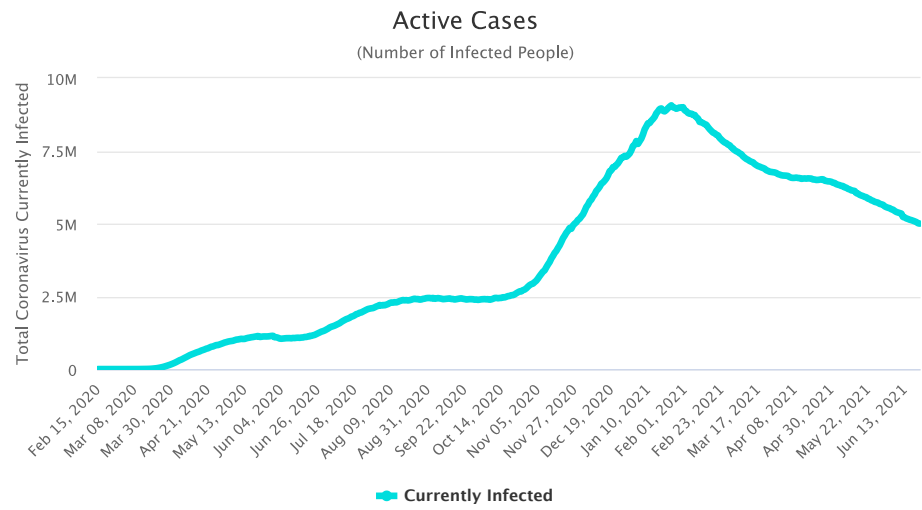


Daily New Cases in the United States



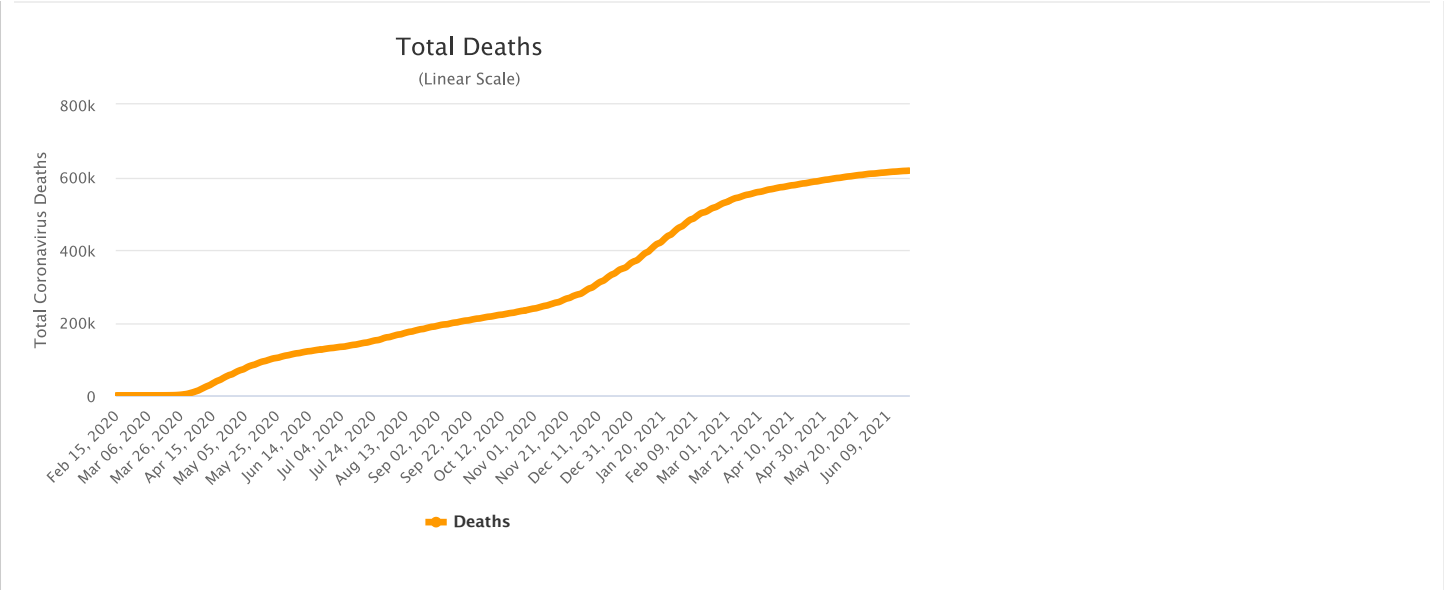
See also: [Daily Deaths Graph](#)

Active Cases in the United States

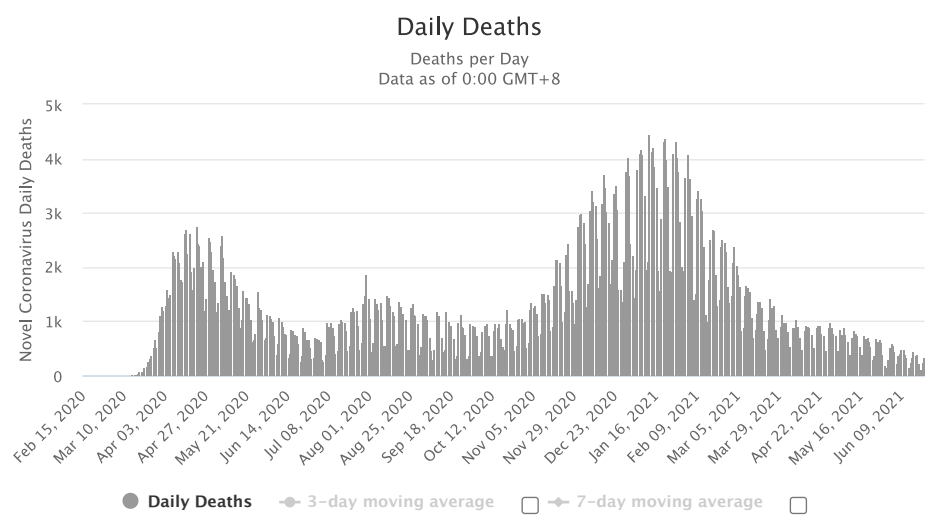


Total Coronavirus Deaths in the United States





Daily New Deaths in the United States



See also: [Daily Cases Graph](#)

Latest News

June 22 (GMT)

Updates

- 11,005 new cases and 352 new deaths in [the United States \(/coronavirus/country/us/\)](#)

June 21

June 20

June 19

Historical account of the initial stages of the epidemic in the United States

Content:

- First 20 cases in the United States
- Progression of first suspected cases
- Timeline of initial events
- Sources for the historical account

First 20 cases in the United States

Information collected on the first 20 domestic cases (not including repatriated cases and Diamond Princess cruise ship evacuee cases) is presented in the table below:

State	Cases	Sex	Age	Date	Case #	Location	Source
Oregon	1			Feb. 29	17 th	Washington C.	
Washington	2			Feb. 29	18, 19 th		
	1	M	30s	Jan. 21	1 st	Snohomish	[7]
Illinois	1			Mar. 1	20 th		
	1	M	60s	Jan. 30	6 th	Chicago	[12]
	1	F	60s	Jan. 24	2 nd	Chicago	[8]
California	2	unkn.	unkn.	Jan. 26	3 rd , 4 th	Orange C., L.A.	[9]
	1	M	adult	Jan. 31	7 th	Santa Clara C.	[17][18]
	1	F	unkn.	Feb. 2	9 th	Santa Clara C.	
	1	M	57	Feb. 2	10 th	San Benito C.	
	1	F	57	Feb. 2	11 th	San Benito C.	
	1		65	Feb. 28	16 th	Santa Clara C.	
	1			Feb. 21	13 th	Humboldt C.	
	1			Feb. 21	14 th	Sacramento C.	
	1			Feb. 26	15 th	[Northern California]	
Massachusetts	1	M	20s	Feb. 1	8 th	Boston	[16]
Arizona	1	unkn.	student	Jan. 26	5 th	Maricopa County	
Wisconsin	1			Feb. 5	12 th	Madison	

Patients Under Investigation (PUI) in the United States

CDC in the early stages released information regarding the number of cases and people under investigation that was updated regularly on Mondays, Wednesdays, and Fridays. Below we provide the historical reports that we were able to gather in order to track the progression in the number of suspected cases and US states involved through time in the initial stages

As of Feb. 10:

<i>Number of U.S. States with PUI</i>	<i>36</i>
Positive	12
Negative	318
Pending (specimens awaiting testing)	68
TOTAL	398

As of Feb. 7:

<i>Number of U.S. States with PUI</i>	<i>36</i>
Positive	12
Negative	225
Pending (specimens awaiting testing)	100
TOTAL	337

As of Feb. 5:

<i>Number of U.S. States with PUI</i>	<i>36</i>
Positive	11
Negative	206
Pending (specimens awaiting testing)	76
TOTAL	293

As of Feb. 3:

<i>Number of U.S. States with PUI</i>	<i>36</i>
Positive	11
Negative	167
Pending (specimens awaiting testing)	82
TOTAL	260

As of January 31:

<i>Number of U.S. States with PUI</i>	<i>36</i>
Positive	6
Negative	114
Pending (specimens awaiting testing)	121
TOTAL	241

Previously, as of January 29, there were 92 suspected cases awaiting testing.

<i>Number of U.S. States with PUI</i>	<i>36</i>
Positive	5
Negative	68
Pending (specimens awaiting testing)	92
TOTAL	165

Timeline of Events

-  On January 31, HHS declared Coronavirus a Public Health Emergency in the US (<https://www.hhs.gov/about/news/2020/01/31/secretary-azar-declares-public-health-emergency-us-2019-novel-coronavirus.html>)
As of Jan. 31, the Wuhan coronavirus is officially a public health emergency in the United States, Alex Azar, secretary of the US Department of Health and Human Services (HHS), announced at a White House press briefing.
-  On Jan. 31, the U.S. Centers for Disease Control and Prevention (CDC) **issued a federal quarantine for 14 days** affecting the 195 American evacuees from Wuhan, China. Starting Sunday, Feb. 2, U.S. citizens, permanent residents and immediate family who have visited China's Hubei province will undergo a **mandatory 14 days quarantine** and, if they have visited other parts of China, they would be screened at airports and asked to self-quarantine for 14 days. The last time the CDC had issued a quarantine was over 50 years ago in the 1960s, for smallpox.
-  President Donald Trump signed an order on Jan. 31 for the U.S. to **deny entry to foreign nationals who traveled to China** within the preceding two weeks, aside from the immediate family of U.S. citizens.
- On Jan. 30, the CDC had confirmed the **first case of person to person transmission in the U.S.:** ^[12] the husband of the Chicago, Illinois case who had returned from Wuhan, China on Jan. 13 and who tested positive for the virus on Jan. 24).
- CDC stated on Jan. 30 that "It is likely there will be more cases of 2019-nCoV reported in the U.S. in the coming days and weeks, including more person-to-person spread."^[12]
- The virus had been confirmed in **5 states**.
- On Jan. 31, **New York City** health officials vehemently denied the rumor regarding a coronavirus case in the city ^[13]. On Feb. 1, however, the city's health commissioner did report that there was a test being performed on a person under 40 who had returned from China, developed matching symptoms, and tested negative to the seasonal flu.
- **Most US patients had recently visited Wuhan.**
- All of the first five U.S. cases were described as **mild**.
- A study on the first US case of novel coronavirus detailed mild symptoms followed by pneumonia (https://www.cnn.com/2020/01/31/health/washington-coronavirus-study-nejm/index.html?utm_term=link&utm_medium=social&utm_content=2020-02-01T00)

U.S. Airlines suspended ALL flights between the U.S. and China

On Friday, January 31, Delta, American and United announced they would temporarily suspend all of their mainland China flights in response to the coronavirus outbreak.^[14]

Prior to this January 31 announcement:

- **UNITED AIRLINES**
on Jan. 28 had announced it would cut 24 flights between the U.S. and China for the first week of February.
- **AMERICAN AIRLINES**
on Jan. 29 had announced it would suspend flights from Los Angeles to Shanghai and Beijing from Feb. 9 through March 27, 2020. It will maintain its flight schedules (10 daily A/R) from Dallas-Fort Worth to Shanghai and Beijing, as well as from Los Angeles and Dallas-Fort Worth to Hong Kong.
- **DELTA**
had not adjusted its schedule of direct flights from the U.S. to China. It is the only airline with direct flights to not take action so far.

The White House was considering issuing a ban on flights between the United States and China, as of late Jan. 28^[11]. Italy has announced on January 31 that it was suspending all flights to and from China following the first 2 cases of coronavirus in Italy.

Travel Alert: Do Not Travel to China

- The U.S. State Department on January 30 issued a **Level 4: Do Not Travel to China Alert** (<https://travel.state.gov/content/travel/en/traveladvisories/traveladvisories/china-travel-advisory.html>) ^[4] (the highest level of alert).
- Previously, on January 29, the advisory was set at a lower "Level 3: Reconsider Travel" advising not to travel to Hubei Province: (Level 4) and reconsider travel to the remainder of China (Level 3).
- The CDC on Jan. 28 issued a Level 3 Warning (<https://wwwnc.cdc.gov/travel/notices/warning/novel-coronavirus-china>), recommending that travelers **avoid all nonessential travel to China** ^[5].

Screening incoming passengers at 20 airports in the U.S.

On January 17, the CDC announced that 3 airports in the United States would begin screening incoming passengers from China: SFO, JFK, and LAX ^[6] Other 2 airports were added subsequently, and on January 28, the U.S. Department of Health and Human Services (HHS) announced that 15 additional U.S. airports (bringing the total to 20) would begin screening incoming travelers from China.

Below is the complete list of airports where screening for the 2019 Novel Coronavirus (2019-nCoV) is in place:

- Los Angeles International (LAX)
- San Francisco International (SFO)
- Chicago O'Hare
- New York JFK
- Atlanta Hartsfield-Jackson International
- Houston George Bush Intercontinental
- Dallas-Fort Worth International
- San Diego International
- Seattle-Tacoma International
- Honolulu International
- Anchorage Ted Stevens International
- Minneapolis-St. Paul International
- Detroit Metropolitan
- Miami International
- Washington Dulles International
- Philadelphia International
- Newark Liberty International
- Boston Logan International
- El Paso International
- Puerto Rico's San Juan Airport

Sources for the historical account

1. Novel Coronavirus (2019-nCoV) situation reports (<https://www.who.int/emergencies/diseases/novel-coronavirus-2019/situation-reports/>) - World Health Organization (<https://www.who.int/>) (WHO)
2. 2019 Novel Coronavirus (2019-nCoV) in the U.S (<https://www.cdc.gov/coronavirus/2019-ncov/cases-in-us.html>) - U.S. Centers for Disease Control and Prevention (<https://www.cdc.gov/>) (CDC)
3. Symptoms of Novel Coronavirus (2019-nCoV) (<https://www.cdc.gov/coronavirus/2019-ncov/about/symptoms.html>) - CDC
4. China Travel Advisory (<https://travel.state.gov/content/travel/en/traveladvisories/traveladvisories/china-travel-advisory.html>) - U.S. State Department, accessed January 31, 2020.
5. Novel Coronavirus in China - Warning - Level 3, Avoid Nonessential Travel (<https://wwwnc.cdc.gov/travel/notices/warning/novel-coronavirus-china>) - CDC, January 28, 2020.
6. Public Health Screening to Begin at 3 U.S. Airports for 2019 Novel Coronavirus ("2019-nCoV") (<https://www.cdc.gov/media/releases/2020/p0117-coronavirus-screening.html>) - CDC January 17, 2020
7. First Travel-related Case of 2019 Novel Coronavirus Detected in United States (<https://www.cdc.gov/media/releases/2020/p0121-novel-coronavirus-travel-case.html>) - CDC, January 21, 2020
8. Second Travel-related Case of 2019 Novel Coronavirus Detected in United States (<https://www.cdc.gov/media/releases/2020/p0124-second-travel-coronavirus.html>) - CDC, January 24, 2020
9. CDC confirms additional cases of 2019 Novel Coronavirus in United States (<https://www.cdc.gov/media/releases/2020/s0126-coronavirus-new-cases.html>) - CDC, January 26, 2020
10. 2019 Novel Coronavirus (2019-nCoV) in the U.S. (<https://www.cdc.gov/coronavirus/2019-ncov/cases-in-us.html>) - CDC, Updated January 29, 2020

11. White House considers ban on flights to China amid coronavirus outbreak (<https://eu.usatoday.com/story/travel/news/2020/01/28/white-house-considers-ban-china-flights-amid-coronavirus-outbreak/4602839002/>) - USA Today, Jan. 28, 2020
12. CDC Confirms Person-to-Person Spread of New Coronavirus in the United States (<https://www.cdc.gov/media/releases/2020/p0130-coronavirus-spread.html>) - CDC Press Release, Jan. 30, 2020
13. NYC Officials Deny Report Of Coronavirus Amid Confusion (<https://www.forbes.com/sites/sergeiklebnikov/2020/01/31/nyc-officials-deny-report-of-coronavirus-amid-confusion/#351e47b5652c>) - Forbes, Jan. 31, 2020
14. Delta, American, United to suspend all China mainland flights as coronavirus crisis grows (<https://eu.usatoday.com/story/travel/2020/01/31/coronavirus-china-flight-ban-delta-cuts-all-flights-white-house/4620989002/>) - USA Today, Jan. 31, 2020
15. Secretary Azar Declares Public Health Emergency for United States for 2019 Novel Coronavirus (<https://www.hhs.gov/about/news/2020/01/31/secretary-azar-declares-public-health-emergency-us-2019-novel-coronavirus.html>) - U.S. Department of Health and Human Services (HHS), Jan. 31, 2020
16. Man returning from Wuhan, China is first case of 2019 Novel Coronavirus confirmed in Massachusetts (<https://www.mass.gov/news/man-returning-from-wuhan-china-is-first-case-of-2019-novel-coronavirus-confirmed-in>) - Massachusetts Department of Public Health, Feb. 1, 2020
17. County of Santa Clara Public Health Department Reports First Case of Novel (new) Coronavirus (<https://www.sccgov.org/sites/phd/news/Pages/novel-coronavirus-1-31-2020.aspx>) - Santa Clara County Public Health, Jan. 31, 2020
18. Coronavirus: First case confirmed in Santa Clara County (<https://www.mercurynews.com/2020/01/31/santa-clara-coronavirus/>) - Mercury News, Jan. 31, 2020

worldometer (/)

[about \(/about/\)](#) | [faq \(/faq/\)](#) | [languages \(/languages/\)](#) | [contact \(/contact/\)](#) | [report coronavirus cases \(/report_us/\)](#)



[\(/newsletter-subscribe/\)](#)



[\(/https://twitter.com/Worldometers\)](https://twitter.com/Worldometers)



[\(/https://www.facebook.com/Worldometers.info\)](https://www.facebook.com/Worldometers.info)